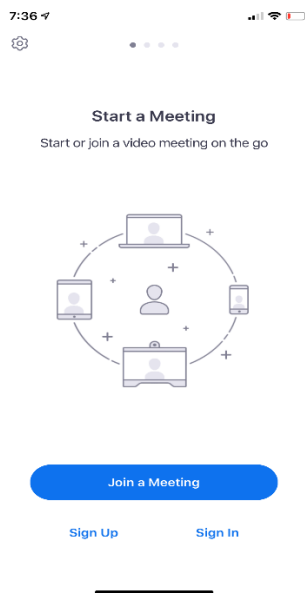


How to Access Online Appointments on Your Cell Phone - with pictures

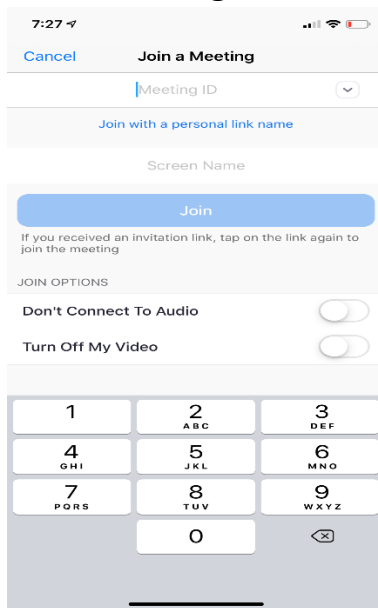
1. Download Zoom App onto your phone.



2. Make sure your phone has sufficient battery life for a 30-minute appointment.
3. Open the Zoom app and prepare to login 10 minutes prior to your appointment time.
(if you experience any technical difficulties please call 713-332-4388)
4. Open Zoom app and click **Join A Meeting**.



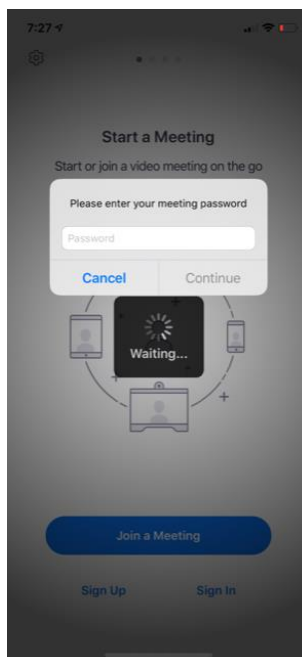
5. Enter **Meeting ID** – found in the email you received.



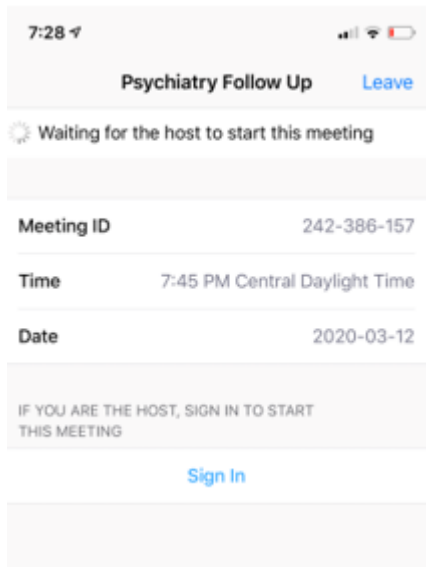
6. Enter first name and last name initial as screen name.

7. Click **Join**.

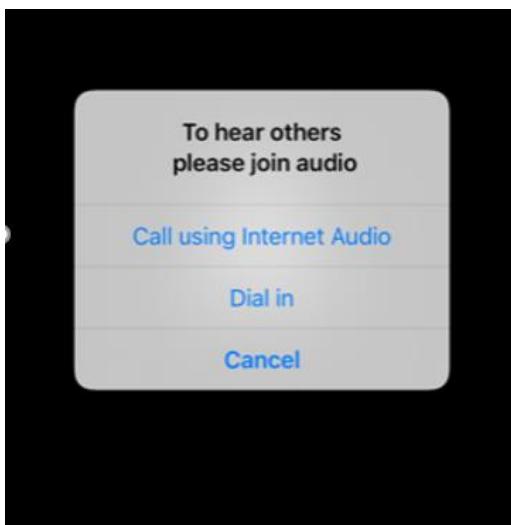
8. Enter **Password** and click continue – password found in the email you received.



9. The next screen will be a waiting room where you will wait for Dr. Stahl to enter the meeting. You may be on this screen for a few minutes while you are waiting.



10. When it says "To hear others please join audio" click on **Call using Internet Audio**.



11. Click red start video button at the bottom of the screen.

